

Little Lincoln/Lincoln Interactive Curriculum Overview



LINCOLN
LEARNING
SOLUTIONS

The purpose of this guide is to enhance your understanding of the Little Lincoln and Lincoln Interactive curriculum and of the navigation and functionality of that curriculum.

Contents

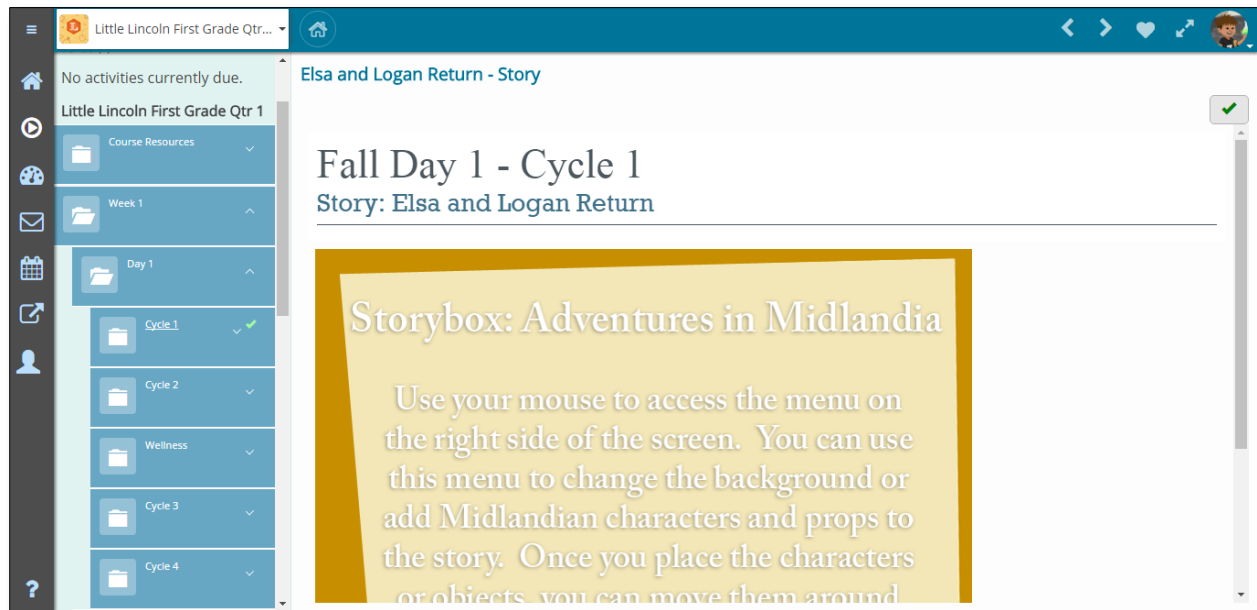
Little Lincoln EK – 2 nd Grade	3
Lincoln Interactive 3 rd and 4 th Grade.....	4
Lincoln Interactive 5 th Grade	4
Guide Resources (Little Lincoln EK – 2 nd and Lincoln Interactive 3 rd – 5 th Grade).....	6
Lincoln Interactive 6 th – 12 th Grade.....	11

LITTLE LINCOLN AND LINCOLN INTERACTIVE CURRICULUM OVERVIEW

Little Lincoln EK – 2nd Grade

Little Lincoln EK (Early Kindergarten) through 2nd grade courses are designed as quarterly cross-curricular courses that incorporate reading, writing, math, science, social studies, visual arts, and wellness.

The courses have a 180-day structure that is separated into four seasons. Within each day, students work through four cycles (or two cycles, in the case of EK).



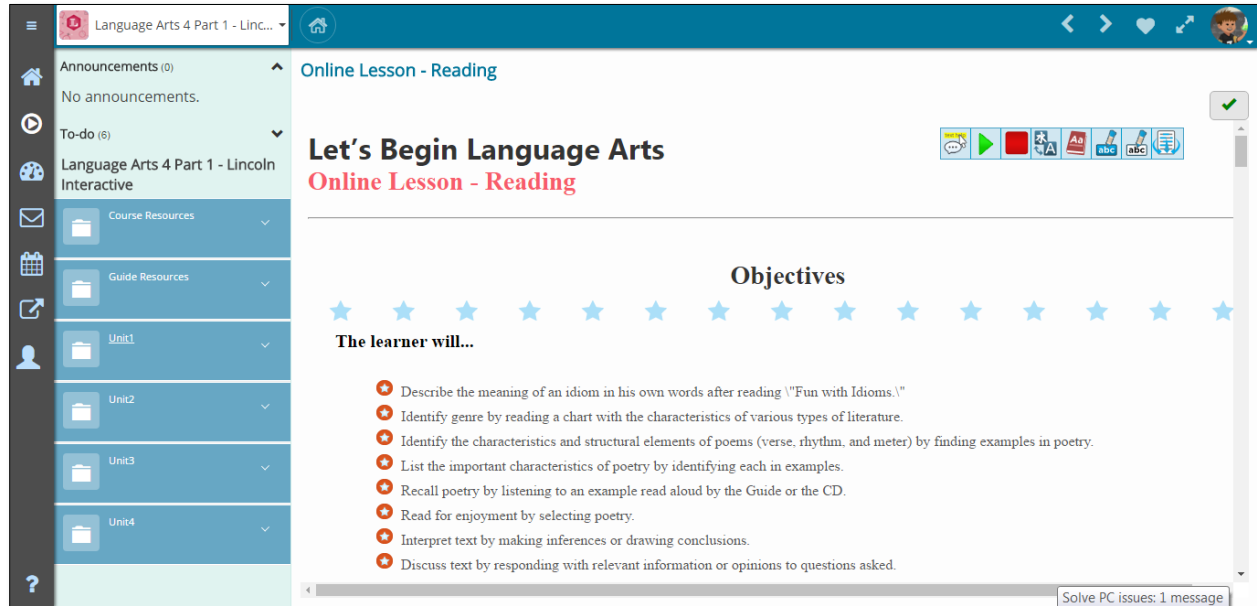
Students work through online and offline materials. Offline, students work with a variety of hands-on activities that include art projects, science experiments, activity pages, and more. Students scan and submit some of these activities to be graded.

Early Kindergarten courses are designed to encompass a two-and-one-half to three-hour school day during which students spend half of their time online and half of their time offline.

Kindergarten through 2nd grade courses are designed to be a full-day program. In these courses, students dedicate approximately six hours per day to school, with half of the work online and half of the work offline.

Lincoln Interactive 3rd and 4th Grade

Lincoln Interactive 3rd and 4th grade courses are designed as two-part subject-specific courses of math, language arts, science, and social studies. Each part contains four units. The 3rd and 4th grade courses offer Wellness and Getting Started options as well.



Students work through online and offline materials. Students' online time begins to increase in 3rd grade because the learning takes place in the online activities and components. Students are assessed online as well as offline. Offline assessments typically are scanned and submitted for grading.

A complete day of instruction for these grade levels is approximately six hours. Students spend more than half of the time online for direct instruction and the rest of the time offline for practice and application.

Lincoln Interactive 5th Grade

Lincoln Interactive 5th grade courses are designed as full-year subject-specific courses of math, language arts, science, and social studies. These courses then are broken down into two parts. Each course is comprised of topic folders. Each topic contains appropriate subtopics. Subtopics then are separated into Lessons. Each Lesson consists of Learning Objects that break the content into the smallest learning pieces.

Lesson Structure

Each Lesson contains an overview, which identifies objectives, an estimated timeframe, vocabulary, supplies, and more. Additionally, students work through **Learn Its** (the concept) and **Know Its** (the main graded or practice activity associated to the concept). **Extend It** and **Practice It** pieces are not required for students, but they help students to expand their understanding. Practice Its are similar to "Extra Practice" and Extend Its are the "Extend your thinking!" activities found in previous grades. Some concepts also may contain **See Its** (examples) and **Try Its** (practice problems with answer keys). Additional Learning Objects may include videos, games, and interactive Learning Objects.

LITTLE LINCOLN AND LINCOLN INTERACTIVE CURRICULUM OVERVIEW



Students might see these **Learning Objects** within a Lesson as such:



5th Grade Assessments

What are assessments?

Assessments are incorporated into Lincoln Interactive 5th grade courses. These assessments measure students' mastery of the learning objectives, and they are comprised of multiple choice, multiple answer, and/or short-answer questions.

Students can identify assessments because they feature the assessment icon  (question mark in a circle) found within the course navigation. Assessments are located alongside graded assignments, which are indicated by the assignment icon  (a paper with lines).

How are the assessments arranged in each course?

- The **Language Arts 5** course contains one assessment per module (9), except for the Writing Process module. Additionally, students see a midterm assessment and a final assessment, for a total of 11 assessments in the course.
- The **Math 5** course contains one assessment per topic (15). Additionally, students see a midterm assessment and a final assessment, for a total of 17 assessments in the course.
- The **Science 5** course contains one assessment per topic (13). Additionally, students see a midterm assessment and a final assessment, for a total of 15 assessments in the course.
- The **Social Studies 5** course contains one assessment per module (12). Additionally, students see a midterm assessment and a final assessment, for a total of 14 assessments in the course.

Guide Resources (Little Lincoln, EK – 2nd Grade, and Lincoln Interactive, 3rd – 5th)

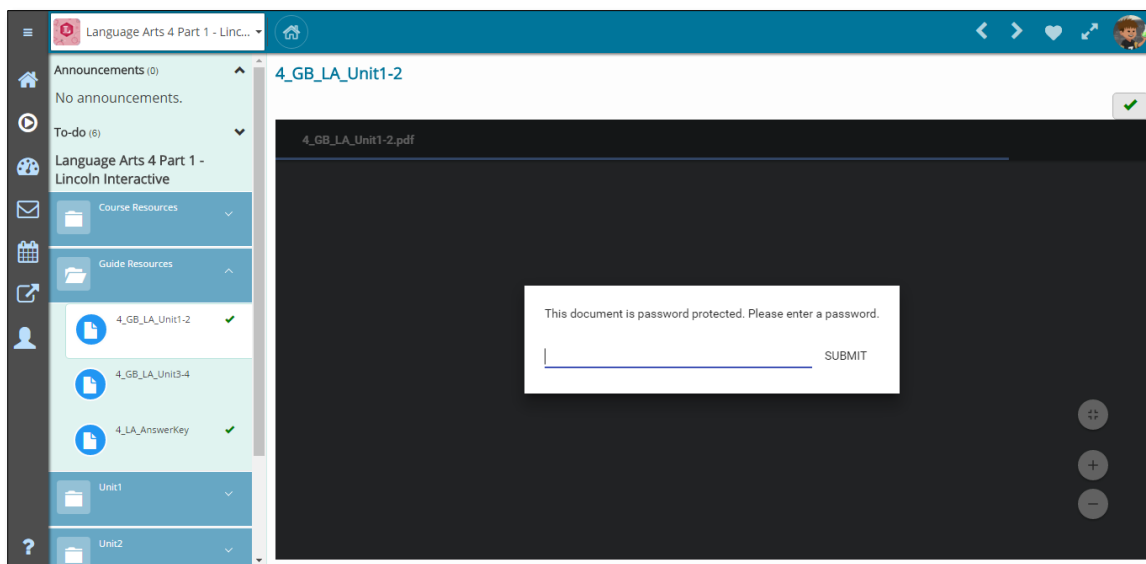
Guides serve an important role in the education of students throughout the EK – 5th grade Courses. Lessons that a student completes feature a corresponding section in the Guide Resources section.

Guide Resources for EK – 2nd grade are in print form. These Guide Books are part of the student materials sent to a family upon ordering courses. The Guide uses these to lead students through daily educational activities. All of the course content is present in the Guide Book for these grades. Students will access the videos, games, and storyboxes online.

Online Guide Resources are available for 3rd – 5th grade.

In order to find online Guide Resources, Guides must be logged in to and viewing the course in which they wish to access these resources.

NOTE: When students are logged in, they can see the Guide Resources, but they cannot access the Guide Resources without a password.



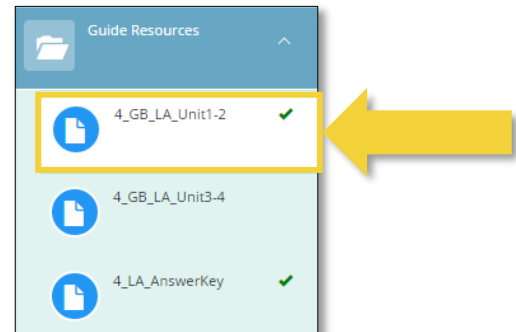
LITTLE LINCOLN AND LINCOLN INTERACTIVE CURRICULUM OVERVIEW

Opening the Guide Book

Guides must follow the steps provided to access the Guide Book:

1. Within the course in Buzz, locate the Guide Resources folder.

2. Select the Guide Book Resource. (This may take a few moments to load.)

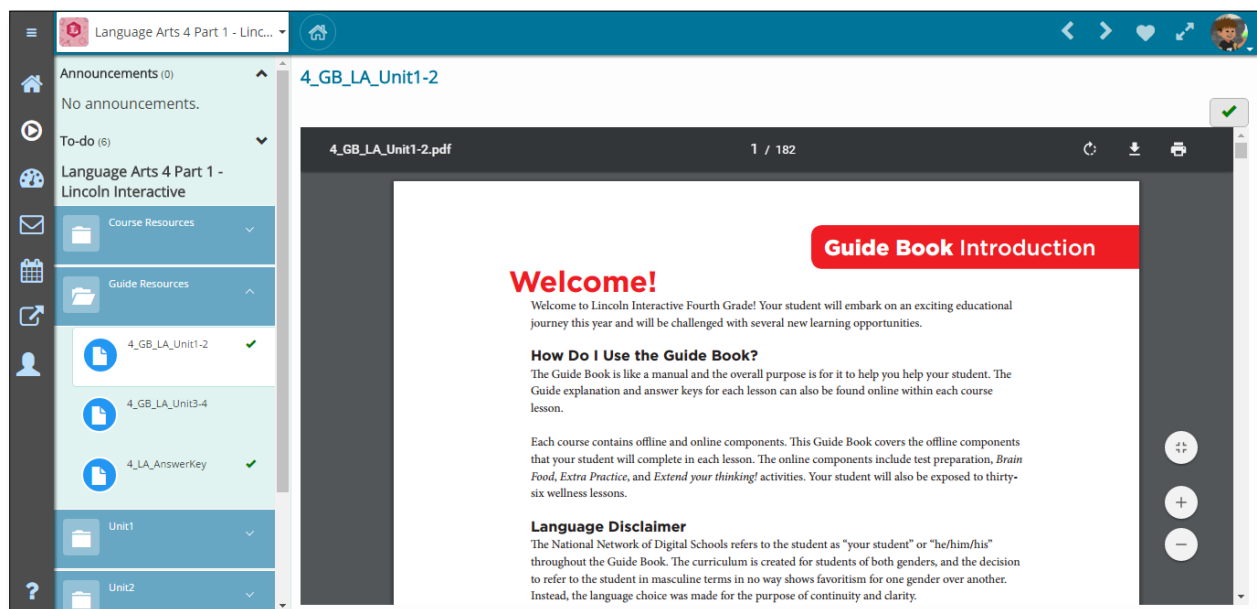


3. Once the PDF loads fully, enter the file's password and click **SUBMIT**.

This document is password protected. Please enter a password.

Saving the Guide Resource

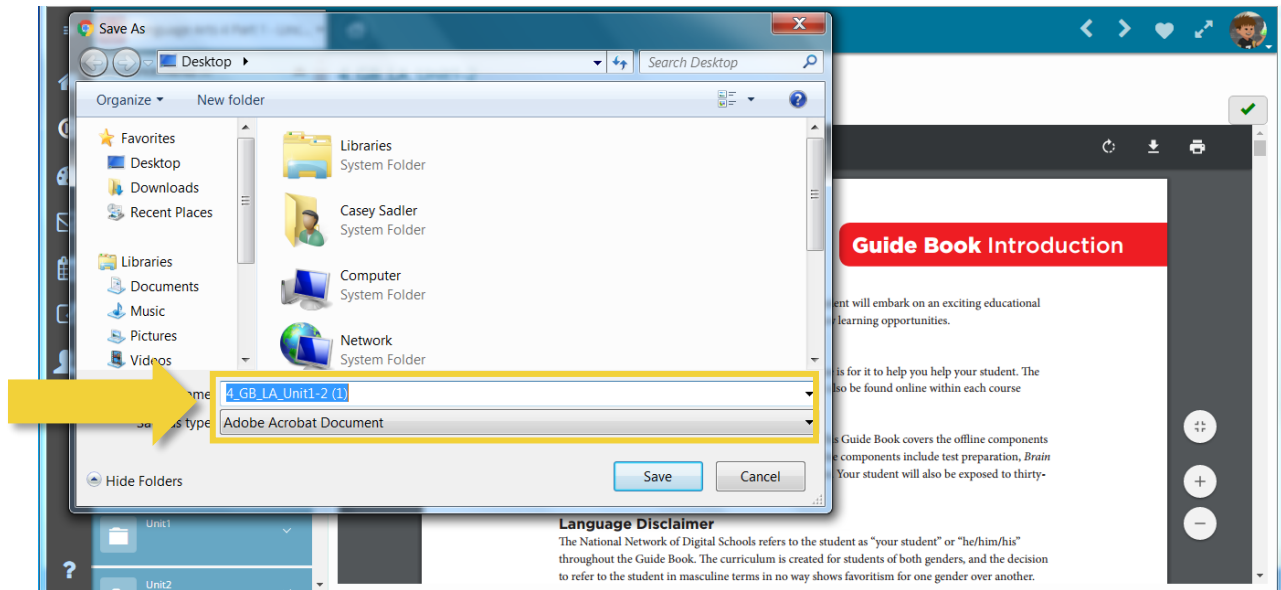
Guides can save the Guide Resource PDF to their computer. This will reduce download time and increase navigability each subsequent time they open the file. Guides must make sure that they have a working version of Adobe Reader downloaded to their computer.



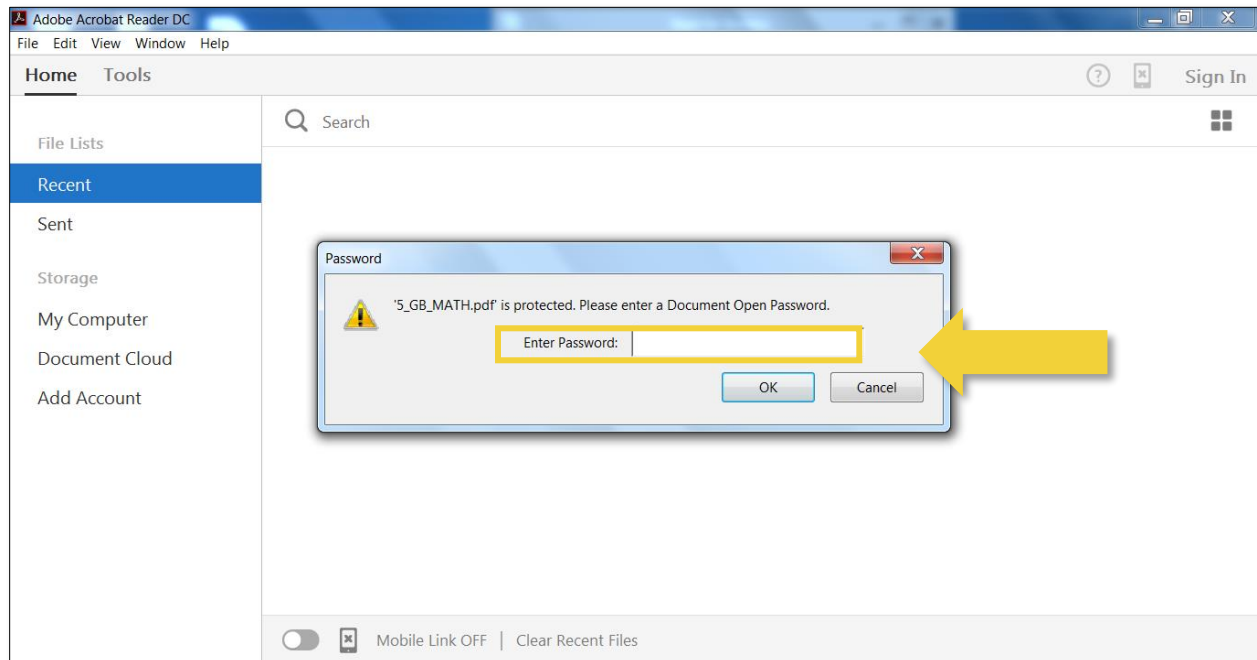
To save the file, Guides must select the **Download** icon from the action bar associated with the Guide Book PDF opened in Buzz.



Guides should then save the file to their desktops or to a folder they can locate easily.



Once they have saved the Guide Book, Guides may open it using Adobe Reader. Although the file is saved, Guides must enter its password each time they open it.

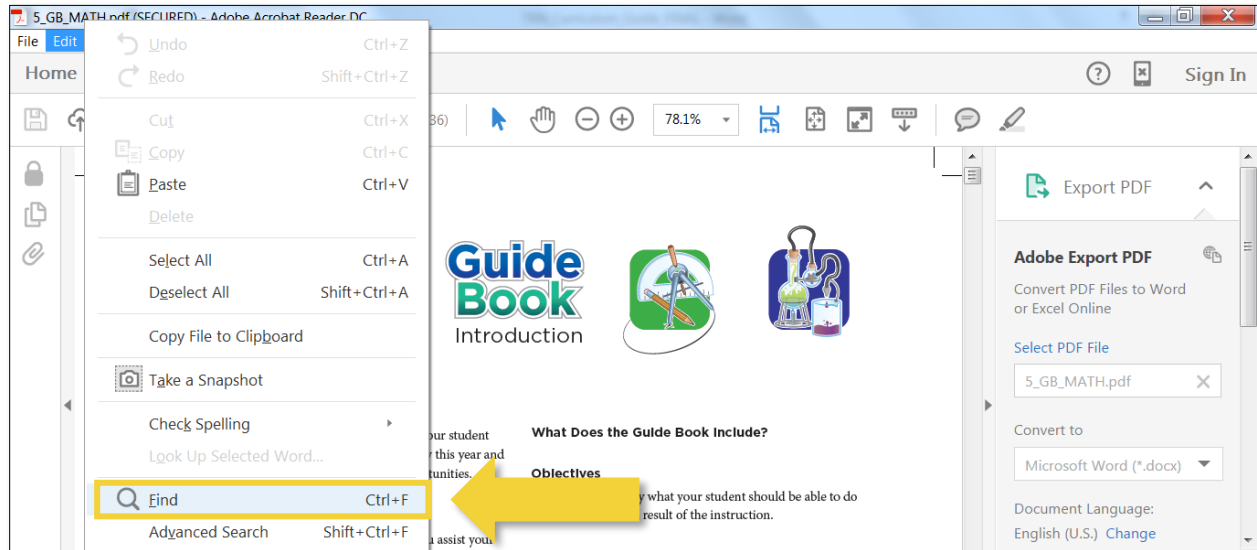


LITTLE LINCOLN AND LINCOLN INTERACTIVE CURRICULUM OVERVIEW

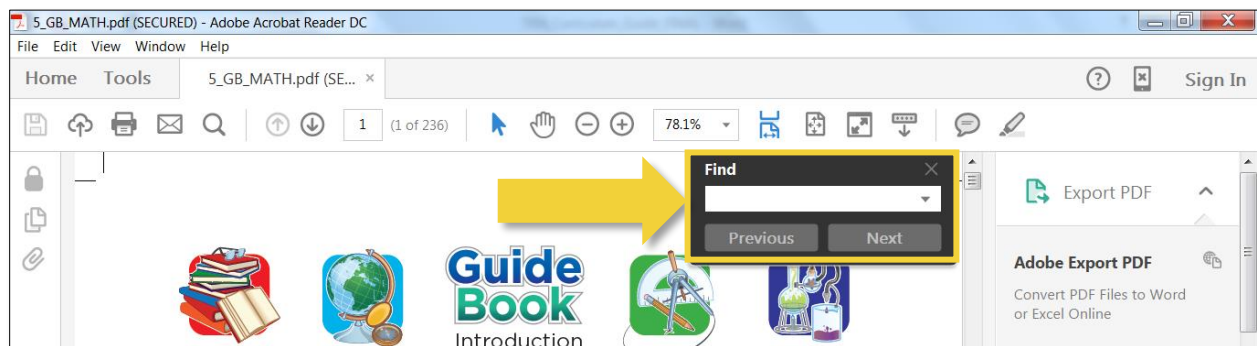
Using the Find Option

Guides may use the **Find** function in Adobe Reader to locate specific topics and objectives within the file, as follows:


1. Select **Edit** and scroll down to **Find**, or press **Ctrl** and **F** buttons simultaneously to bring up this function.



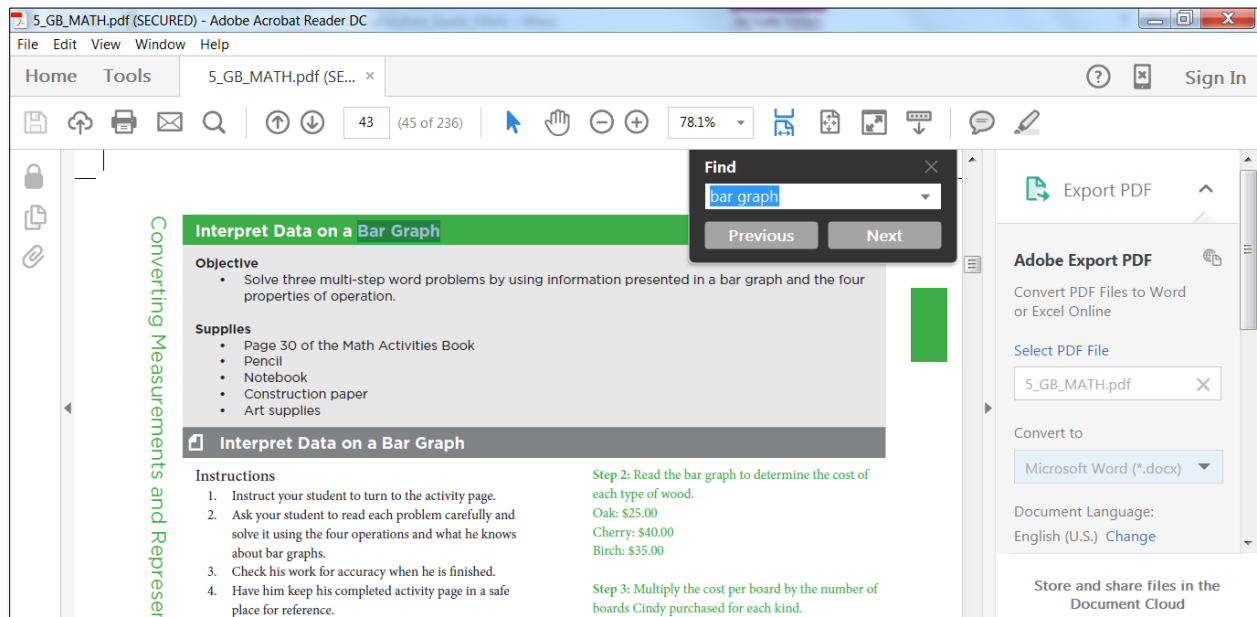
2. Type in a lesson name or topic in the **Find** bar.



3. Select **Next** to start the search.



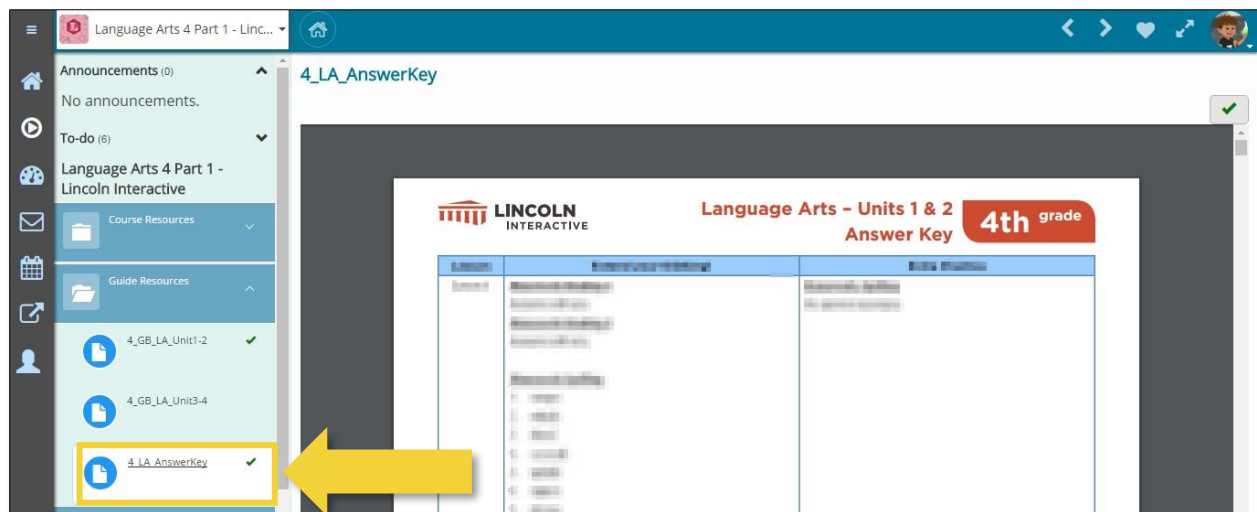
4. View search results.



Remember: Common words or phrases may not be ideal for this search because they may be so broad that they do not aid in a Guide's navigation of the document.

Answer Keys

Guides also can access locked answer keys, if necessary. To obtain the answer keys, click on the **Guide Resources** tab and the answer key for the course (e.g., 4_Math_AnswerKey).



Answer keys can also be obtained in the Guide Books, which are available in PDF form in the Guide Resources folder (e.g., 4_GB_Math_Unit1-2). Guide Books are password protected, and Guides should receive a password from their school.

Lincoln Interactive 6th – 12th Grade

Course Offerings

Lincoln Interactive courses offered for 6th – 12th grade include the core disciplines (English, mathematics, science, and social studies) as well as core discipline elective options, such as Introduction to Short Stories for English offerings and Business Mathematics for mathematics offerings. Additionally, a variety of elective offerings are available, including world language, business, fine arts, health, multimedia, technology, and personal development.

Course Structure Overview

Full-credit courses consist of two parts. Each half-credit course contains four units. Each unit contains 10 lessons. Each lesson is designed with a three-tiered learning structure:



Key Concepts are the main focus of content within the lesson and outline how students will be assessed.



Reinforcements are additional work within the content of the lesson to build skills and understanding.



Enrichments are activities that broaden students' understanding of content within the lesson.

Assessment Structure Overview

Each half-credit course consists of 1,000 points. This is made up of smaller assessments, projects, mid-unit exams, unit exams, and a final.

Applied Knowledge Assessments

As students progress through the lessons, they may find Applied Knowledge Assessments. These are project-based assessments. To read the instructions, click the **Directions** link.

The screenshot shows the Lincoln Interactive interface for the U2L10 Applied Knowledge Assessment. The sidebar on the left contains navigation links for Lesson 9, Lesson 10, U2L10 Assignment, U2L10 Applied Knowledge Assessment, and Unit 2 Exam Review. The main content area displays the assessment title, target due date (9/23/16), and instructions. A yellow arrow points to the 'Directions' link in the instructions.

The Applied Knowledge Assessment instructions download in an editable text (e.g., Microsoft Word) document, which students can view or print, if needed. The included rubric tells students how their work will be evaluated by the teacher.

Some of the assessments have additional materials to assist students. Students may click on these links to read and print the additional information needed to complete the Applied Knowledge Assessment successfully.

When students are ready to submit their work to the teacher, they should click on the **Applied Knowledge Assessment** link in the left navigation menu of their course. Applied Knowledge Assessments are designated with a lined paper icon in the course navigation bar.